



June 2, 2022

Supporting Creativity in Infants and Toddlers

Viewer's Guide

This viewer's guide gives you ideas for supporting creativity for all infants and toddlers. The reflection questions, activities, and resources will help you think about ways to support children's learning.

Head Start Early Learning Outcomes Framework (ELOF)

<https://eclkc.ohs.acf.hhs.gov/interactive-head-start-early-learning-outcomes-framework-ages-birth-five> (English)

<https://eclkc.ohs.acf.hhs.gov/es/marco-interactivo-de-head-start-sobre-los-resultados-del-aprendizaje-temprano-de-los-ninos-desde-el> (Spanish)

Follow the link above to the interactive ELOF. Then, click on domains and subdomains. Within each subdomain are goals that outline the developmental progression of skills for ages birth through five.

	CENTRAL DOMAINS				
	APPROACHES TO LEARNING	SOCIAL AND EMOTIONAL DEVELOPMENT	LANGUAGE AND LITERACY	COGNITION	PERCEPTUAL, MOTOR AND PHYSICAL DEVELOPMENT
INFANT/TODDLER DOMAINS	Approaches to Learning	Social and Emotional Development	Language and Communication	Cognition	Perceptual, Motor and Physical Development
PRESCHOOLER DOMAINS	Approaches to Learning	Social and Emotional Development	Language and Communication	Mathematics Development	Perceptual, Motor and Physical Development
			Literacy	Scientific Reasoning	



Need to access the ELOF on the go? Check out ELOF2GO, a mobile app that includes the ELOF developmental progressions here:

<https://eclkc.ohs.acf.hhs.gov/school-readiness/article/efof2go-mobile-app> (English)

<https://eclkc.ohs.acf.hhs.gov/es/preparacion-escolar/articulo/aplicacion-movil-mielof-en-espanol> (Spanish)



National Center on

Early Childhood Development, Teaching, and Learning

This training was supported by the Administration for Children and Families (ACF) of the United States (U.S.) Department of Health and Human Services (HHS) as part of a financial assistance award totaling \$10,200,000 with 100% funded by ACF. The contents are those of the author(s) and do not necessarily represent the official views of, nor an endorsement, by ACF/HHS, or the U.S. Government. This resource may be duplicated for noncommercial uses without permission.

ELOF Goals – Approaches to Learning for Infants/Toddlers: Creativity

Infant/Toddler Approaches to Learning Sub-Domains

Emotional and Behavioral
Self-Regulation

Cognitive Self-Regulation
(Executive Functioning)

Initiative and Curiosity

Creativity

Goals for Sub-Domain: Creativity

Goal IT-ATL 8. Child uses creativity to increase understanding and learning.



Goal IT-ATL 9. Child shows imagination in play and interactions with others.



Developmental Progression of Creativity

How do you foster creativity in yourself? In the children you work with?

Developmental Progression of Creativity



Uses a variety of ways to interact with other people. Modifies expressions, actions, or behaviors based on responses of others.



Finds new things to do with familiar, everyday objects, such as using a cooking pot for a hat or a spoon as a drumstick.









Combines objects or materials in new and unexpected ways. Shows delight in creating something new.

Video Observations

Write down strategies you'd like to try that will support young children's creativity.

Teacher Time BASICS

BASICS: Creativity

-  **B** Behavioral expectations in advance
-  **A** Attend to and encourage appropriate behavior
-  **S** Scaffold with cues and prompts
-  **I** Increase engagement
-  **C** Create or add challenge
-  **S** Specific feedback

Write down ideas for: **Behavioral expectations in advance.**

Write down ideas for: **Attend to and encourage appropriate behavior.**

Write down ideas for: **Scaffold with cues and prompts.**

Write down ideas for: **Increase active engagement.**

Write down ideas for: **Create or add challenge.**

Write down ideas for: **Specific feedback.**

Tips for Teachers

Print these *Tips for Teachers* to share with your co-workers about how to support children’s learning and creativity.

- Tips for Teachers: Asking Questions-Young Infants :
<https://eclkc.ohs.acf.hhs.gov/sites/default/files/pdf/no-search/iss/language-modeling-and-conversations-birth-to-5/askingquestions0-5-teachtipsyi.pdf>
- Tips for Teachers: Asking Questions-Older Infants and Toddlers:
<https://eclkc.ohs.acf.hhs.gov/sites/default/files/pdf/no-search/iss/language-modeling-and-conversations-birth-to-5/askingquestions0-5-teachtipstod.pdf>
- Tips for Education Staff: Supporting Make Believe Play:
<https://eclkc.ohs.acf.hhs.gov/sites/default/files/pdf/no-search/iss/language-modeling-and-conversations-birth-to-5/mbp-handout-8-tips-for-es-supporting-mbp.pdf>
- Tips for Teachers: Fostering Connections: <https://eclkc.ohs.acf.hhs.gov/sites/default/files/pdf/no-search/iss/building-relationships/fosteringconnections-teachertips.pdf>
- Designing Messy Play for Infants and Toddlers:
<https://eclkc.ohs.acf.hhs.gov/sites/default/files/pdf/designing-messy-play-for-infants-and-toddlers.pdf>

Tinkering

What are your ideas for tinkering?

Use these resources for inspiration about tinkering.

- The Tinkering Studio: Tinkering at Home: <https://www.exploratorium.edu/tinkering/our-work/tinkering-at-home>
- Blog post from NAEYC about making and tinkering at home: <https://www.naeyc.org/resources/blog/making-and-tinkering-home>
- Webinar from NAEYC with *Making & Tinkering with STEM* author Cate Heroman: <https://www.youtube.com/watch?v=65X2bEYCAIs>



Small Change – Big Impact

Environmental Supports

During this segment, we talked about modifying the environment by using physical adjustments to encourage full participation and exploration in learning.

- Check out the 15 Minute In-Service Suite on Environmental Supports: <https://eclkc.ohs.acf.hhs.gov/children-disabilities/article/environmental-support>



CURRICULUM MODIFICATIONS:

Small changes to ongoing classroom activities or materials to increase a child's participation

Environmental support is one of the eight types of curriculum modifications.

ENVIRONMENTAL SUPPORT



PHYSICAL ADJUSTMENTS

- Change the location of materials, centers, or activities
- Add, take away, or vary materials
- Use visuals (like charts, pictures, or drawings)
- Define clear boundaries



SOCIAL ADJUSTMENTS

- Carefully choose peer pairs and groupings
- Select materials to motivate shared play
- Design activities to promote social interactions



TEMPORAL ADJUSTMENTS

- Modify schedules
- Adjust the amount of time spent on activities or routines

Focus on Equity

Creativity, Identity and Culture

- Learning From Families: <https://eclkc.ohs.acf.hhs.gov/sites/default/files/pdf/no-search/iss/culturally-responsive-approach/culture-resp-curr-02-tips-es-learning-families.pdf>
- Inviting Families to Share Their Cultures: <https://eclkc.ohs.acf.hhs.gov/sites/default/files/pdf/no-search/iss/culturally-responsive-approach/culture-resp-curr-13-families-share-culture.pdf>
- Six Essential Program Practices-Program for Infant/Toddler Care: Culturally Sensitive Care: https://childcareta.acf.hhs.gov/sites/default/files/public/itrg/pitc_rationale_-_culturally_sensitive_care_508_2.pdf

Use the space below to reflect on how you support each child's identity, creativity, and culture.

Focus on Equity

How do you welcome families and celebrate their differences and creativity?

How do you honor each family's cultural traditions, their creativity, celebrations, and everyday life?

What would you like to do differently? What would you like to do more of?

Take it a Little Further

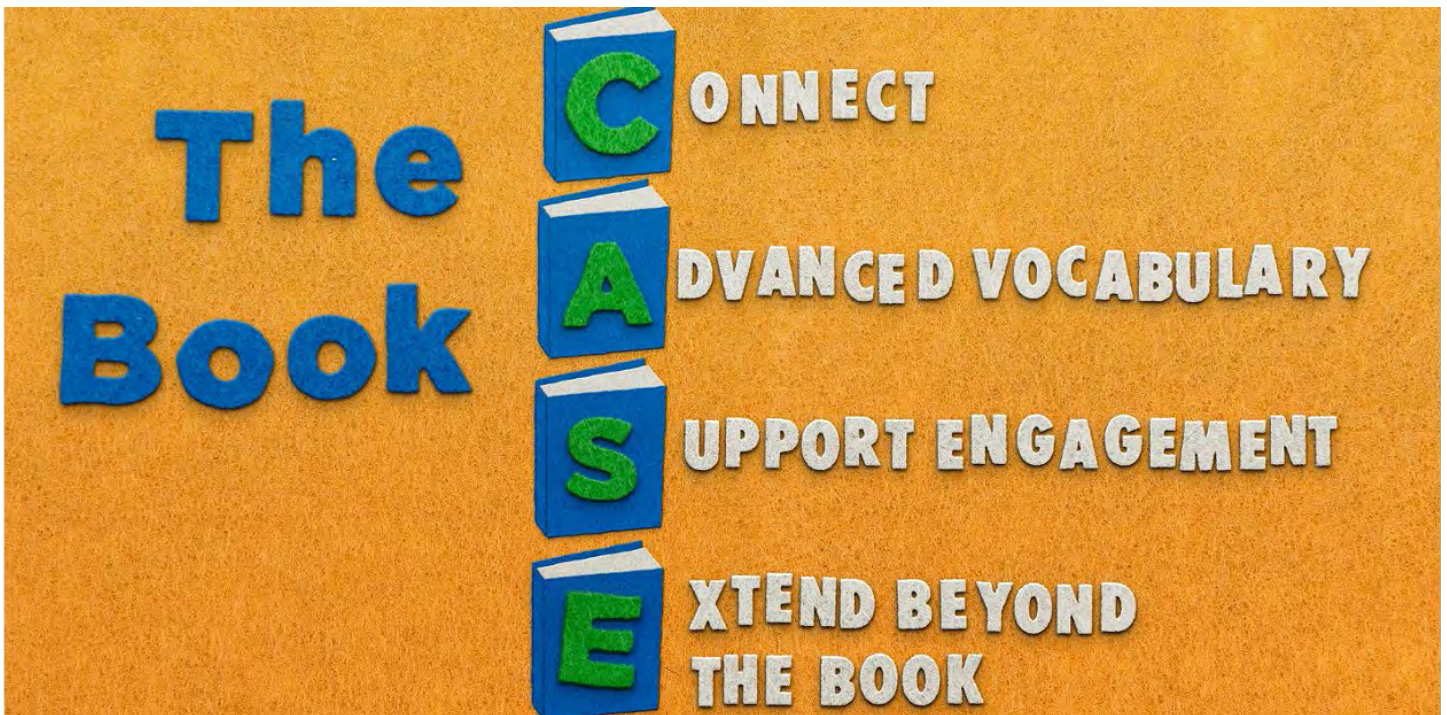
Where or when do your implicit biases show up?

Watch this video of Dawn Williams and Virginia Tse from Cultivate Learning at the University of Washington talk about cultural responsiveness:

https://mypeers.mangoapps.com/ce/pulse/user/teams/group/uploaded_files?project_id=876521&folder=8860954

Use the space below for your reflections on the culturally responsive practices that were shared.

The BookCASE



Books are a great way to engage with children. There are books about many things in our world, too. So, matching books with themes and activities helps make learning experiences meaningful for children. Choosing books on topics that preschoolers are interested in is another way to help them feel included and that their interests are important.


Selected Books from the BookCASE



Hey, Baby!: A Baby's Day in Doodles

Andrea Pippins (Author)


Follow a baby throughout the day, from napping to snacking to playing--and everything in between! High contrast, lively illustrations combine with gorgeous, colorful photographs to showcase the warmth and tenderness between a mommy and her baby. (from www.bookshop.org)



We All Play

Julie Flett (Author)

Animals and kids love to play! This wonderful book celebrates playtime and the connection between children and the natural world. (from www.bookshop.org)



Daddy Calls Me Man

Angela Johnson (Author) Rhonda Mitchell (Illustrator)

This story consists of four short verses about the happy home life of a young African-American boy. Family love and the shared stories and symbols that connect the generations are pervasive themes. (from www.bookshop.org)




The Life Of/La Vida de Jean-Michel Basquiat

Patty Rodriguez (Author) Ariana Stein (Author) Citlali Reyes (Illustrator)

Introduce your little ones to the famous graffiti artist, Jean-Michel Basquiat, in both English and Spanish. Known for his contributions to graffiti and neo-expressionism, Jean-Michel Basquiat became one of the youngest household names in the world of art. The Haitian-Puerto Rican prodigy used his obsessive scribbling and skull designs to paint his legacy through New York--and worldwide. (from www.bookshop.org)

Exploring the BookCASE



What If...

Samantha Berger (Author) Mike Curato (Illustrator)

Creativity, the power of imagination, and the importance of self-expression are celebrated in this inspiring picture book written and illustrated by real-life best friends. This girl is determined to express herself. If she can't draw her dreams, she'll sculpt or build, carve or collage. If she can't do that, she'll turn her world into a canvas. And if everything around her is taken away, she'll sing, dance, and dream... Stunning mixed media illustrations, lyrical text, and a breathtaking gatefold conjure powerful magic in this heartfelt affirmation of art, imagination, and the resilience of the human spirit. (from www.bookshop.org)

Connect

Connection - In this story the main character finds a way to create her story no matter what materials are available. The author reminds us that even when there is nothing, we always have our imagination.

Advanced vocabulary

This story uses words like disappeared, chisel, sketch, ignite, and sculpt. As you read these words, ask the children if they know what the words mean? Encourage them to share definitions.

Support engagement

Ask open-ended questions. Encourage children to share their ideas about ideas about what they would create if they were building in the sand or playing with light and shadows.

Extend

The story *What If...* provides so many great opportunities to get your creativity going. Pick a page and set up a small table with materials from that page, then watch the children create. For example, you could put out different types and pieces of paper for the children to explore and create with, or dried leaves and flowers to use in playdough. You could put different items in front of the window or light table or use a flashlight, so children can play with the shadows. There are so many possibilities, get inspired by the pages and let your imagination go!

Explore the BookCASE on Your Own

The infants and toddlers in my learning environment love this book:

Make the CASE:

Connect:

Advanced vocabulary:

Support engagement:

Extend:

Books I would like to add to my learning environment:

Finding Alternatives

Sometimes the books shared in the BookCASE aren't available or accessible for use or purchase. In addition to the alternatives listed below, what strategies do you use to increase access to books to the children in your care?

- Check out books from the local library
- Listen to books being read from YouTube
- Ask family members and neighbors to share books they aren't using anymore
- Ask for book donations on local community boards or social media platforms.

Helpful Resources

ECLKC Resources

Head Start Early Learning Outcomes Framework and related resources

<https://eclkc.ohs.acf.hhs.gov/school-readiness/article/head-start-early-learning-outcomes-framework> (English)

<https://eclkc.ohs.acf.hhs.gov/es/preparacion-escolar/articulo/marco-de-head-start-sobre-los-resultados-del-aprendizaje-temprano-de-los-ninos> (Spanish)

Approaches to Learning Effective Practice Guide: Creativity

<https://eclkc.ohs.acf.hhs.gov/school-readiness/effective-practice-guides/creativity> (English)

<https://eclkc.ohs.acf.hhs.gov/es/preparacion-escolar/effective-practice-guides/creatividad> (Spanish)

Asking Questions 15-minute In-service Suite

<https://eclkc.ohs.acf.hhs.gov/video/asking-questions-birth-five> (English)

<https://eclkc.ohs.acf.hhs.gov/es/video/hacer-preguntas-desde-el-nacimiento-hasta-los-5-anos> (Spanish)

Make Believe Play 15-minute In-service Suite

<https://eclkc.ohs.acf.hhs.gov/video/make-believe-play> (English)

<https://eclkc.ohs.acf.hhs.gov/es/video/el-juego-simbolico> (Spanish)

Research on the Go podcast: Creative Learning Environments

<https://eclkc.ohs.acf.hhs.gov/podcast/creative-learning-environments>

Promoting Creativity in Early Childhood Classrooms Webinar

<https://eclkc.ohs.acf.hhs.gov/video/promoting-creativity-early-childhood-classrooms> (English)

<https://eclkc.ohs.acf.hhs.gov/es/video/promocion-de-la-creatividad-en-las-aulas-de-la-primera-infancia> (Spanish)

A Creative Adventure Video

<https://eclkc.ohs.acf.hhs.gov/video/creative-adventure> (English)

<https://eclkc.ohs.acf.hhs.gov/es/video/una-aventura-creativa> (Spanish)

News You Can Use: Environment as Curriculum for Infants and Toddlers

<https://eclkc.ohs.acf.hhs.gov/learning-environments/article/news-you-can-use-environment-curriculum-infants-toddlers> (English)

<https://eclkc.ohs.acf.hhs.gov/es/entornos-de-aprendizaje/articulo/hablemos-de-el-medio-ambiente-como-parte-del-curriculo-para-bebes> (Spanish)

Supporting Messy Play with Infants and Toddlers

<https://eclkc.ohs.acf.hhs.gov/video/supporting-messy-play-infants-toddlers> (English)

<https://eclkc.ohs.acf.hhs.gov/es/video/fomento-del-juego-sensorial-con-bebes-y-ninos-pequenos> (Spanish)

The Benefits of Messy Play for Infants and Toddlers

<https://eclkc.ohs.acf.hhs.gov/podcast/benefits-messy-play-infants-toddlers> (English)

<https://eclkc.ohs.acf.hhs.gov/es/podcast/los-beneficios-del-juego-sensorial-para-los-bebes-y-ninos-pequenos> (Spanish)

Social and Emotional Development Effective Practice Guide: Sense of Identity and Belonging

<https://eclkc.ohs.acf.hhs.gov/school-readiness/effective-practice-guides/sense-identity-belonging-do> (English)

<https://eclkc.ohs.acf.hhs.gov/es/preparacion-escolar/effective-practice-guides/sentido-de-identidad-y-pertenencia-hacer> (Spanish)

A Culturally Responsive Approach to Implementing a Curriculum 15-minute In-service Suite

<https://eclkc.ohs.acf.hhs.gov/video/culturally-responsive-approach-implementing-curriculum> (English)

<https://eclkc.ohs.acf.hhs.gov/es/video/un-enfoque-culturalmente-receptivo-para-implementar-un-curriculo> (Spanish)

Taking Care of Ourselves: Stress and Relaxation

<https://eclkc.ohs.acf.hhs.gov/family-support-well-being/article/taking-care-ourselves-stress-relaxation> (English)

<https://eclkc.ohs.acf.hhs.gov/es/apoyo-y-bienestar-familiar/articulo/como-cuidarnos-estres-y-relajacion> (Spanish)

Featured Books

The Art of Tinkering: Meet 150 Makers Working at the Intersection of Art, Science & Technology

Mike Petrich and Karen Wilkinson (authors)

The Art of Tinkering is a collection of exhibits, artwork, and projects that celebrate a whole new way to learn, in which people create their own knowledge through making and doing, working with readily available materials, getting their hands dirty, collaborating with others, problem-solving in the most fun sense of the word, and, yes, oftentimes failing and bouncing back from getting stuck. (from www.bookshop.org)

Making and Tinkering with STEM: Solving Design Challenges with Young Children

Cate Heroman (author)

Tinker, make, engineer--solving problems from picture books. Teaching and learning STEM subjects (science, technology, engineering, and mathematics) is more accessible than ever before! Children will be inspired, delighted, and challenged as they use everyday materials and STEM concepts to design and build solutions to problems faced by characters in their favorite books. This practical, hands-on resource includes 25 engineering design challenges appropriate for children ages 3-8; suggestions for creating a makerspace environment; a list of 100 picture books that encourage STEM-rich exploration and learning; questions and ideas for expanding children's understanding of STEM concepts; a planning template so you can create your own design challenges. (from www.bookshop.org)

Mobile Apps

ELOF2GO Mobile App

<https://eclkc.ohs.acf.hhs.gov/school-readiness/article/elof2go-mobile-app>

MiELOF Mobile App

<https://eclkc.ohs.acf.hhs.gov/es/preparacion-escolar/articulo/aplicacion-movil-mielof-en-espanol>

Text4Teachers

<https://eclkc.ohs.acf.hhs.gov/teaching-practices/article/text4teachers>

Ready DLL Mobile App

<https://eclkc.ohs.acf.hhs.gov/culture-language/article/ready-dll-mobile-app>

Online Communities

MyPeers

<https://eclkc.ohs.acf.hhs.gov/about-us/article/mypeers-collaborative-platform-early-care-education-community>

- Teacher Time Community
- Head Start Disabilities and Inclusion Network
- Culturally and Linguistically Responsive Practices Community