

Home Visitors Webinar Series



Virtual Home Visiting Strategies that Support All Children and Families

Participant's Guide

This guide summarizes the key components for our session today. It also has reflection questions and activities to stimulate your thinking about how you can implement the strategies, practices and resources we explored.



1. Mindful Moments

Write down some ideas that you have or key take-aways.

<div style="display: flex; align-items: center;"> <div style="flex: 1;"> <h2 style="color: green; margin: 0;">Mindful Moments</h2> </div> <div style="flex: 1; text-align: center;">  <p style="margin: 10px 0;">Take care of yourself so you can take care of others!</p> </div> <div style="flex: 0.5; text-align: right; font-size: small;">  </div> </div>	<p>Three things that I will commit to do to take care of myself:</p> <ol style="list-style-type: none"> 1. 2. 3.
---	---

2. Guest Expert: Dr. Brenda Jones Harden

Write down your thoughts and what resonated with you as you heard from Dr. Harden.

<div style="display: flex; align-items: center;"> <div style="flex: 1;">  </div> <div style="flex: 1; text-align: center;"> <p style="margin: 10px 0;">Guest Expert Dr. Brenda Jones Harden</p> </div> <div style="flex: 0.5; text-align: right; font-size: small;">  </div> </div>	<ol style="list-style-type: none"> 1. 2. 3.
---	--

3. Parent-Child Interactions

Opportunity for **Reflection**: What do I think of when I think about my purpose as a home visitor?

Remembering Our Home Visiting Purpose

- Promoting secure parent-child relationships
- High quality early learning experiences

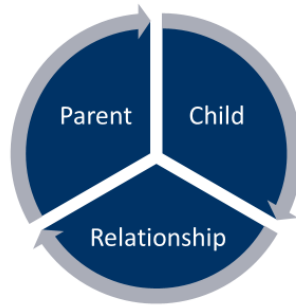


NCECDTL

- 1.
- 2.
- 3.

How Do We Define A Parent-Child Interaction?

- Shared attention
- Takes place during playtime as well as during daily routines



NCECDTL

How do I define parent-child interaction?

3. Facilitating Learning Experiences

Look at the two photos and write down some notes about what these children are learning as they engage in these activities.



Facilitating Learning Experiences

NCECDTL

- 1.
- 2.
- 3.

Opportunity for **Reflection**: What are some things that I can do to help families identify the strengths that will support their facilitation of children’s learning experiences?

Engaging Families: Virtually and by Other Means of Communication

- Provide information and maintain positive relationships
- Promote security and confidence
- Support skill building and identifying strengths

- 1.
- 2.
- 3.

4. Strategies, Methods and Resources

Opportunity for **Reflection**: What are some additional considerations for the families that I serve?

Virtual Home Visits

- 1.
- 2.
- 3.

Resource-Virtual Learning at Home in Early Head Start and Head Start

Virtual Learning at Home in Early Head Start and Head Start

- Intentional partnering with families
- Nurturing the parent-child relationship
- Child-family activities

- Ways I can use this resource with my families:
- 1.
 - 2.
 - 3.

Resource-Ideas to Help Education Staff Plan for Virtual Learning

Ways I can use this resource with my families:

- 1.
- 2.
- 3.



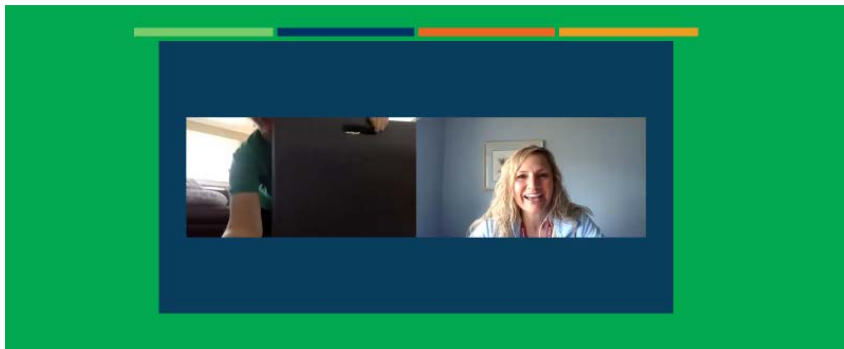
NCECDTL

Video Reflection: While viewing the video clip, write down some examples or reflections of key components you see or hear during the visit.

- 1.
- 2.
- 3.
- 4.

NCECDTL

Virtual Visit Example



Resource- Sample Daily Schedules:

Ways I can use this resource with my families:

- 1.
- 2.
- 3.



NCECDTL

Resource: Using the Family Partnership Process to Support Virtual Learning in the Home:

Using the Family Partnership Process to Support Virtual Learning in the Home

NCECDTL

Ways I can use this resource with my families:

- 1.
- 2.
- 3.

Resource: Credible Media for Young Children:

Credible Media for Young Children

NCECDTL

Ways I can use this resource with my families:

- 1.
- 2.
- 3.

Write down your thoughts and what resonated with you as you heard from Dr. Harden.

Guest Expert
Dr. Brenda Jones Harden

Dr. Brenda Jones Harden
Alison Richmond Professor for Children and Families
University of Maryland School of Social Work

NCECDTL

- 1.
- 2.
- 3.

Additional Resources: Write down how you can connect these resources to your work with families.

ELOF@HOME Mobile Application



NCECDTL

- 1.
- 2.
- 3.
- 4.
- 5.

Effective Practice Guides



Effective Practice Guides

The Head Start Early Learning Outcomes Framework (ELOF) Practice Guides provide information about domain-specific teaching practices that support children's development. The guides show what these practices look like in a classroom setting. They include step-by-step information on how to use the practices in a home setting, as well as information on how to use the guides to support the child development and learning goals in Head Start, and in other early care and education settings.

About the Effective Practice Guides

The guides are organized around the following themes:

- Know: Teaching practices that are effective in supporting children's development in the classroom.
- Do: Examples of effective teaching practices in action.
- Why: The science that supports why these practices work to support child development in this subdomain or across multiple subdomains and domains in home teaching.
- Implement: How to use the Practice-Based Coaching (PBC) tool as a new tool to help you learn more about using PBC to improve domain-specific teaching practice. The guides include:
 - Planning: Plan and reflect.
 - Implement: Practice.
 - Reflect: Reflect.

<https://eclkc.ohs.acf.hhs.gov/school-readiness/effective-practice-guides/effective-practice-guides>

36

NCECDTL

- 1.
- 2.
- 3.
- 4.
- 5.

Connecting Research to Practice

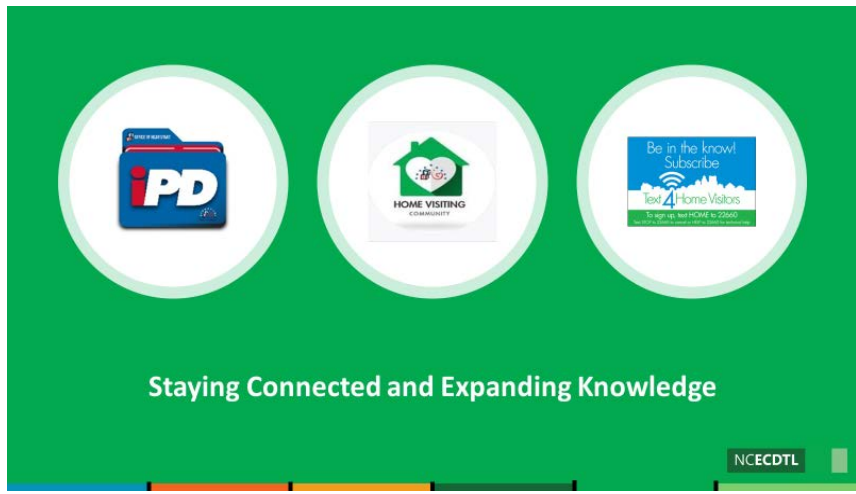


<https://eclkc.ohs.acf.hhs.gov/teaching-practices/article/connecting-research-practice-tips-working-infants-toddlers-their-families>

37

NCECDTL

- 1.
- 2.
- 3.
- 4.
- 5.



- 1.
- 2.
- 3.
- 4.
- 5.