



# Head Start Transportation Services During the COVID-19 Pandemic

March 2020



ADMINISTRATION FOR  
**CHILDREN & FAMILIES**



**OFFICE OF HEAD**

# Welcome and Presenters

- ❑ Amanda Bryans, Education and Research to Practice
- ❑ Marco Beltran, DrPH
- ❑ Chris Allen, Assistant Program Director, Community Council of ID
- ❑ Russell Newbold, Transportation Services Manager, Community Council of ID



# Today's presentation

- 🚌 Making Decisions about Transportation Services
- 🚌 Staff
- 🚌 Vehicles
- 🚌 Child Safety Restraint Systems
- 🚌 Children and Families
- 🚌 Route Planning
- 🚌 Questions and Answers





# Head Start TRANSPORTATION SERVICES



- School Buses and Allowable Alternate Vehicles (AAVs) are the generally the safest way to get children to and from programs
- Many children and families are unable to participate unless transportation is provided
- Programs should consult local health officials and other state and local authorities, when planning HS transportation service.
- Head Start programs should take should the same steps, whether the program is providing its own transportation or relying on contracted or school district-provided transportation.


# Health and Hygiene

- 🚌 Sick staff stay home until criteria are met
- 🚌 Staff who show symptoms at work should go home
- 🚌 Assign vulnerable workers low contact duties
- 🚌 Transportation staff should be provided with cloth masks. Drivers should wear masks, unless do so interferes with driving
- 🚌 Supplies for handwashing should be provided and staff and children should follow hand hygiene



# VEHICLE USE TO MEET FAMILY NEEDS




Food, educational supplies, diapers and formula are delivered to Head Start and Early Head Start Families



## Risk Reduction:

- Minimize contact between vehicle operators and other staff, children, and families as they load and deliver supplies.
- Make available and ensure the use of cloth face coverings and hand hygiene supplies.
- Maintain at least 6 feet (about 2 arms' length) between each other and families receiving supplies.

# For Programs Resuming Operations:

-  Minimize contact between vehicle operators and other staff-stay at least 6 feet apart. Ensure the use of cloth face coverings and hand hygiene supplies.
-  Conduct a [health check](#) of all children and staff before they board the vehicle.
-  Do not transport individuals with a fever of 100.4°F (38°C) or above or who show other signs of illness.



- 🚌 Do not transport individuals who have been in close contact (within 6 feet) of someone who has tested positive or is showing COVID-19 symptoms.
- 🚌 Position children as far apart as possible, with one child per bench.
- 🚌 If children are coming from the same home, they may sit together. If possible, ensure children sit 6 feet away from the vehicle operator.






- 🚌 Reroute or stagger bus runs, as needed, to keep group size small and minimize potential exposure among children.
- 🚌 Plan bus routes to minimize traffic stops and allow time for safely conducting re-board health checks.
- 🚌 If possible, keep class groups together on bus runs to minimize potential exposure between different groups of children.






- 🚌 Use visible cues, such as stickers on the floors, to guide children and offer gentle prompts to help them understand the new protocols.
- 🚌 Remember that young children do not understand the need for physical distancing. They rely on adults for their safety and care.
- 🚌 Vehicle Operators should avoid touching surfaces often touched by bus passengers, to the extent possible. Staff should use gloves if touching surfaces contaminated by body fluids.





# Fluctuating Service

Be ready for temporary interruptions





-  Programs should check state and local health department notices daily about COVID-19 transmission and mitigation levels in the area and adjust operations accordingly.
-  As community conditions continue to change, some programs may need to adjust their program operations and services.
-  Based on local data and guidance or directives, programs should be prepared to stagger routes, reduce bus runs, or end bus runs temporarily. Programs should engage staff and families when making changes to transportation policies.

# Between Runs (its not down time!)

-  clean and disinfect vehicles between each use per CDC's recommended process using products that are EPA-approved for use against the virus that causes COVID-19
-  For hard and non-porous surfaces inside the vehicle (e.g., hard seats, arm rests, door handles, light and air controls, doors, windows), clean with detergent or soap and water if the surfaces are visibly dirty, prior to disinfectant application







# Child Safety Restraint Systems

-  Employ methods and products that are effective on COVID-19 and safe for use with the restraint system
-  Chlorine- or ammonia-based solutions may cause deterioration of safety restraint components and cannot be used
-  For seat belts, programs must employ methods and products that are effective on COVID-19 and safe for use with the seat belt webbing. Contact the school bus manufacturer for cleaning guidelines
-  For soft or porous surfaces, remove any visible contamination and clean with appropriate cleaners indicated for use on these surfaces.



Refer to the [CDC](#) for additional information, particularly:

-  [Interim Guidance for Administrators of US K–12 Schools and Child Care Programs](#)
-  [Guidance for Child Care Programs that Remain Open](#) [Child Care Decision Tool](#)
-  [Reopening Guidance for Cleaning and Disinfecting Public Spaces, Workplaces, Businesses, Schools, and Homes](#)
-  [What Bus Transit Operators Need to Know about COVID-19](#)

If more information needed about safely cleaning and disinfecting child safety restraint systems, contact the Juvenile Product Manufacturer's Association

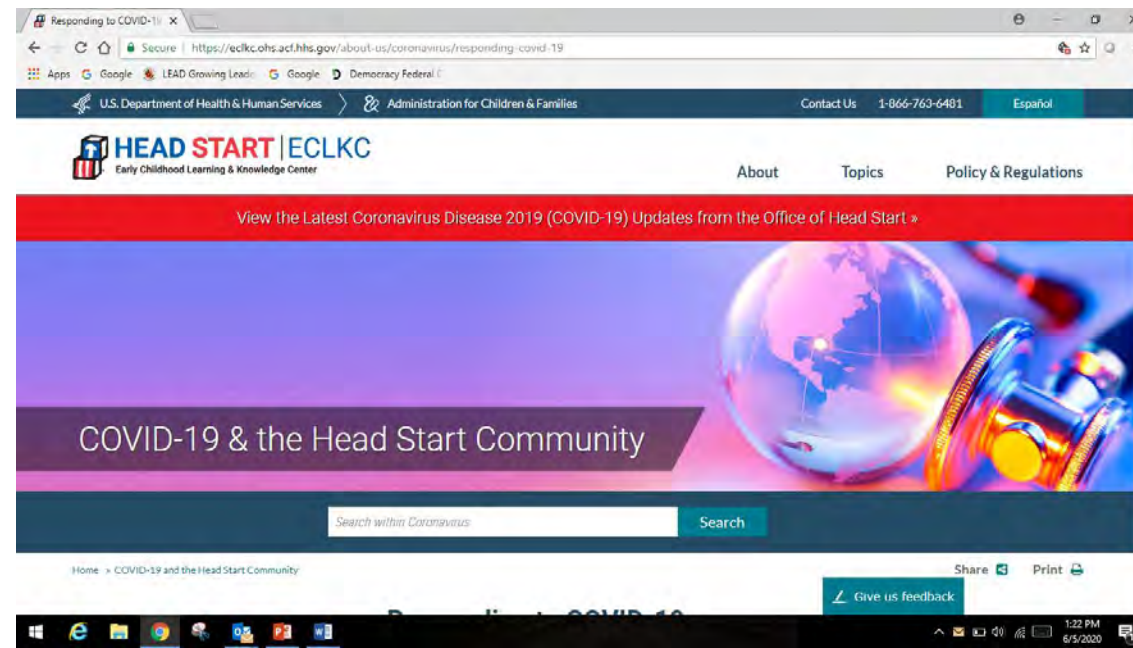
 <https://www.jpma.org/news/501913/COVID-19-Tips-Cleaning-Car-Seats.htm>



# More Head Start Resources

Everything you need to know about Head Start Services during the Pandemic

<https://eclkc.ohs.acf.hhs.gov/about-us/coronavirus/responding-covid-19>



# Questions?



# Thank You

*Head Start is often called the heart of its community. Today, perhaps more than any other time in history, you are a critical connection for children and families. You bring them, not just food, supplies and education, but communication, compassion, humor, support, courage, and hope. Stay safe. Take care of yourselves. Keep doing what you do so well.*

***From all of us at the Office of Head Start***

