


Before We Begin..




How are you supporting coachees virtually?

NCECDTL

1


1



Coaching Corner Webinar Series
Practice-Based Coaching: Virtual Considerations

December 16, 2020


Ashley Nemes, NCECDTL
 Ragan McLeod, NCECDTL
 Joyce Escordia, NCECDTL



NATIONAL CENTER ON
 Early Childhood Development, Teaching and Learning

2

Webinar Features



Media Player Question & Answers Webinar Tips (English & Spanish)

Help Slide Deck Resource List

NCECDTL

3

PBC Detour

This image by Unknown Author is licensed under CC BY-NC-ND

NCECDTL

4

Session Objectives

By the end of this webinar, participants will be able to:

- Identify how programs can plan for and support virtual delivery of PBC
- Identify ways in which the components of PBC can be delivered virtually

NCECDTL

5

Practice-Based Coaching

NCECDTL

6

2

Format and Delivery of PBC

The diagram illustrates the format and delivery of Professional Coaching (PBC). It is organized into three main categories:

- Coaching Partners:** Includes Expert (represented by a person with a star), Peer (represented by two people), and Self (represented by a single person).
- Delivery Method:** Includes On Site (represented by a house icon) and Distance (represented by a globe icon).
- Grouping:** Includes Group (represented by two people) and Individual (represented by a single person).

7 NCECDTL

7

Virtual Professional Development

The diagram illustrates Virtual Professional Development. It features a central circular model with three segments: Shared Goals and Action Planning, Focused Observation, and Reflection and Feedback. These segments are part of Collaborative Partnerships, which lead to Effective Teaching Practices. To the right, an illustration shows two people at laptops with colorful speech bubbles, representing virtual interaction.

8 NCECDTL

8

Head Start Coaching Companion

The diagram illustrates the Head Start Coaching Companion. It features three overlapping circles representing key features:

- Provide feedback within video clip
- Ability to work with multiple coachees
- Access to exemplar videos

To the right is an icon of a camera with a circular graphic inside, symbolizing video recording and review.

9 NCECDTL

9

3

Let's Talk: Benefits of Virtual Coaching

What are some of the benefits of virtual coaching?

NCECDTL

10

Pros of Virtual PBC

Reduce travel time

Objective video observations

NCECDTL

11

Pros of Virtual PBC

Observe and reflect before meeting

Provide targeted feedback

NCECDTL

12

4

Let's Talk: Virtual Considerations

What should programs consider when coaching/supporting coaching virtually?

NCECDTL

13

Virtual Coaching Considerations

Access to technology

NCECDTL

14

Virtual Coaching Considerations

Technology needs

NCECDTL

15

5

Virtual Coaching Considerations

Training and ongoing support to use technology



NCECDTL

16

Virtual Coaching Considerations

Staff comfort with technology



NCECDTL

17

Virtual Coaching Considerations

Getting comfortable with technology



18

NCECDTL

18

6

Virtual Coaching Considerations

How do these virtual considerations connect with the PBC planning process?

NCECDTL

19

Planning for Now and the Future

NCECDTL

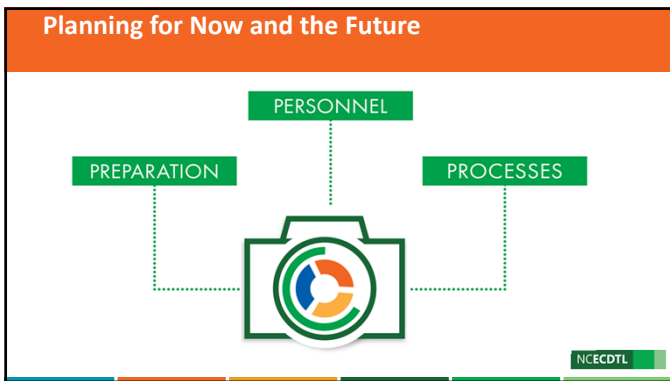
20

Planning for Now and the Future

21

NCECDTL

21



22



23

8



24

Collaborative Coaching Partnerships



Be aware of coachee's learning style

Video across activities

Cultural Considerations

NCECDTL

25

Let's Talk: Shared Goals and Action Planning

Any tips for Shared Goals and Action Planning virtually?



NCECDTL

26

Shared Goals and Action Planning



Shared goal based on needs assessment data

Action plan as a "road" map to achieving the goal

Complete action plan "together"

NCECDTL

27

Let's Talk: Focused Observation

What should be considered related to focused observations?

NCECDTL

28

Focused Observation

Provide training

Plan ahead

Ongoing support

NCECDTL

29


Let's Talk: Reflection and Feedback

What are tips for getting the most out of Reflection and Feedback virtually?

NCECDTL

30

Reflection and Feedback



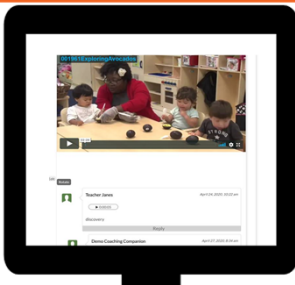
Be objective

Be Specific

NCECDTL


31

Reflection and Feedback



Tag video

Reply to comments



NCECDTL

32

1 1

Resources





NCECDTL

33

Q&A with your presenters

Ragan McLeod Joyce Escorcia Ashley Nemeč

34

NCECDTL

34

Thank You

NATIONAL CENTER ON
Early Childhood Development, Teaching and Learning

This presentation was developed with funds from Grant #204C000020 for the U.S. Department of Health and Human Services, Administration for Children and Families, Office of Head Start and the Office of Child Care by the National Center for Early Childhood Development, Teaching, and Learning. This resource may be duplicated for noncommercial uses without permission.

35
