



Before We Begin...

We encourage you to print the following documents from the Resource Widget:

- PowerPoint slides handout
- Resource list



1



May 19th, 2021

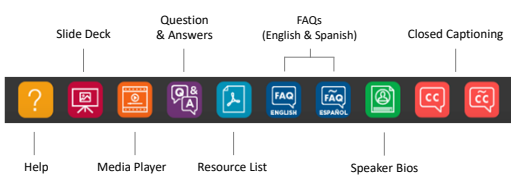
**Coaching Corner Series:
Coaching to Support Social Emotional Practices**

Host
Joyce Escorcia,
NCECDTL

Host
Sarah Basler,
NCECDTL


2

Webinar Features



Slide Deck Question & Answers FAQs (English & Spanish) Closed Captioning

Help Media Player Resource List Speaker Bios



3

Your Presenters



Joyce Escorcia




Sarah Basler



4



Learning Objectives

1. Explore the resources in the Social Emotional Toolkit
2. Discuss how to support coachees' use of effective social emotional practices



5

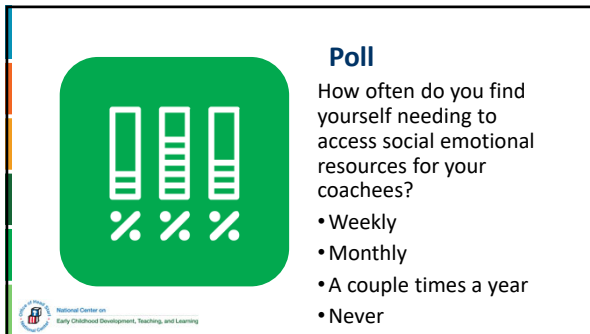
What is in the SE Toolkit?




6



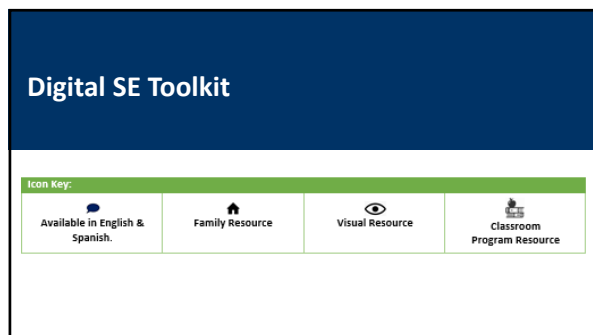
7



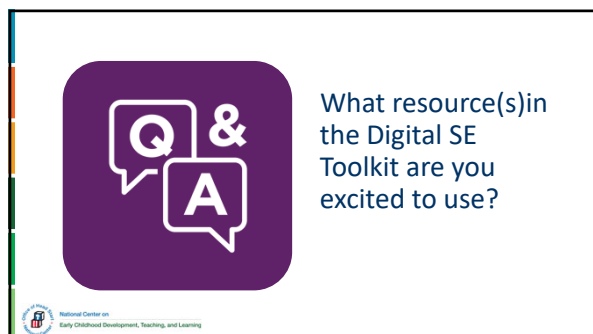
8



9



10



11



12



13

PBC Cycle Action Plan Goal Action Plan Steps Focused Observations

Selected Cycle:
Building positive relationships with children
Participants: Coachee Rayven
Originator: Coach Imani
Start Date: 03/12/2021
[Return to all cycles](#)

Goal:
Provide positive feedback to children when they are appropriately engaged or following classroom rules during center time.
Achieved when:
Rayven will know this goal has been achieved when she has given at least 5 positive feedback statements to children during centers for 3 days.

Selected Step:
Use the resource Imani shares to come up with descriptive feedback starter phrases
Assigned To:
[Return to Action Plan Steps](#)

[Edit](#) [Edit](#) [Edit](#)

Less ▲

14

Resources for Rayven

21 WAYS TO FOSTER A CONNECTION WITH A CHILD


1. Ask questions
2. Give extra praise and good hugs
3. Laugh together
4. Play
5. Listen
6. Address feelings
7. Encourage effort
8. Show affection
9. Share in activities
10. Provide support
11. Remember what a child likes you
12. Use the child's name often
13. Acknowledge friendships
14. Have personal stories
15. Create special handshakes
16. Listen to a child's favorite music
17. Incorporate child's interests
18. Get on the floor
19. Give classroom jobs
20. Monitor eye contact
21. Call home by Google Earth

50 WAYS TO INCOURAGE A CHILD


1. Observe all
2. Accept the child's feelings
3. Encourage the child to express feelings
4. Listen to the child's feelings
5. Acknowledge the child's feelings
6. Encourage the child to express feelings
7. Listen to the child's feelings
8. Acknowledge the child's feelings
9. Encourage the child to express feelings
10. Listen to the child's feelings
11. Acknowledge the child's feelings
12. Encourage the child to express feelings
13. Listen to the child's feelings
14. Acknowledge the child's feelings
15. Encourage the child to express feelings
16. Listen to the child's feelings
17. Acknowledge the child's feelings
18. Encourage the child to express feelings
19. Listen to the child's feelings
20. Acknowledge the child's feelings
21. Encourage the child to express feelings
22. Listen to the child's feelings
23. Acknowledge the child's feelings
24. Encourage the child to express feelings
25. Listen to the child's feelings
26. Acknowledge the child's feelings
27. Encourage the child to express feelings
28. Listen to the child's feelings
29. Acknowledge the child's feelings
30. Encourage the child to express feelings
31. Listen to the child's feelings
32. Acknowledge the child's feelings
33. Encourage the child to express feelings
34. Listen to the child's feelings
35. Acknowledge the child's feelings
36. Encourage the child to express feelings
37. Listen to the child's feelings
38. Acknowledge the child's feelings
39. Encourage the child to express feelings
40. Listen to the child's feelings
41. Acknowledge the child's feelings
42. Encourage the child to express feelings
43. Listen to the child's feelings
44. Acknowledge the child's feelings
45. Encourage the child to express feelings
46. Listen to the child's feelings
47. Acknowledge the child's feelings
48. Encourage the child to express feelings
49. Listen to the child's feelings
50. Acknowledge the child's feelings

NCOTL

15



What resource would you use to support Rayven?



16



PBC Cycle Action Plan Goal Action Plan Steps Focused Observations

Selected Cycle:
Focus on teaching children the turtle technique
Participants: Coachee Chazz
Originator: Coach Inani
Start Date: 03/12/2021
Return to all cycles

Goal:
Teach children the turtle technique by reading the scripted story, modeling and prompting them to use the technique when they experience big emotions.
Achieved when:
When I have read the scripted story at least 3 times, have modeled the technique at least 3 times, and prompt children to use when needed.

Selected Step:
Teach the children the turtle technique for calming down
Assigned To:
Return to Action Plan Steps

Edit Edit Edit

17



Resources for Chazz


Tucker Turtle Takes Time to Tuck and Thin

Help Us Calm Down I can...

Mental Health

Managing Stress with Mindful Moments

18



What resource would you use to support Chazz?

National Center on
Early Childhood Development, Teaching, and Learning

19

Together Learning and Collaborating



20



MANAGING THE CLASSROOM:
CLASSROOM TRANSITIONS

21

Transitions Visual Cards

line up **sit on carpet** **wash hands**

sit at table **brush teeth** **go to bathroom**

clean up **pick a book** **lie down**

LEARNING ACTIVITY
CLASSROOM TRANSITIONS

PLANNING FOR TRANSITIONS

Use this page to plan the transitions that occur in your classroom and when they occur. Discuss with your group and/or teaching partner strategies that can be used to support these transitions.

Transition	Strategies to use before the transition	Strategies to use during the transition	Strategies to use after the transition
Line up			
Sit on carpet			
Wash hands			
Sit at table			
Brush teeth			
Go to bathroom			
Clean up			
Pick a book			
Lie down			

NCOTL

22

Tools for Coaches

 **myP MyPeers**


HEAD START COACHING COMPANION
BRINGING EFFECTIVE PRACTICE INTO FOCUS

23

Poll

Do you think that you will be able to use these social emotional resources with your coachees?

- Yes, I can't wait!
- Not sure yet, I want to explore the toolkit more.



Head Start National Center on Early Childhood Development, Teaching, and Learning

24

Question & Answer Time



Joyce Escorcía Sarah Basler

 National Center on
Early Childhood Development, Teaching, and Learning

25

Save the Date 




**Education Managers Institute:
Nurturing Leadership**

**June 14 - 16, 2021
11:30 - 5 p.m. ET**

 Education
Managers Institute
Nurturing Leadership 

26



- Head Start and Early Head Start staff are critical to the continued functioning of their communities.
- Find information on vaccine availability for Head Start staff on the Early Childhood Learning & Knowledge Center (ECLKC)

27



PUSHPLAY
DTL On Demand


Get access to more
webinars and resources



28

Thank you!

Please take a moment to complete your evaluation.



This training was supported by the Administration for Children and Families (ACF) of the United States (U.S.) Department of Health and Human Services (HHS) as part of a financial assistance award totaling \$10,200,000 with 100% funded by ACF. The contents are those of the author(s) and do not necessarily represent the official views of, nor an endorsement, by ACF/HHS, or the U.S. Government. This resource may be duplicated for noncommercial uses without permission.

29
