



Welcome to the Home Visiting Webinar Series!

While You Are Waiting
Download the **Participant's Guide** found in the **Teal** "Resource List" Widget
Use the **Guide** to take notes and interact during the webinar.




1



April 12, 2023

Promoting Problem-solving Skills in Young Children

Host
Joyce Escorcía



Host
Roselia Ramirez

2




Meet Your Host!




Joyce Escorcía Roselia Ramirez




3




Guest Expert:
Sarah Basler
NCECDTL




4



Participant's Guide




5



Learning Objectives

1. Essential components of problem solving
2. Strategies and resources that strengthen and nurture problem solving in the home environment



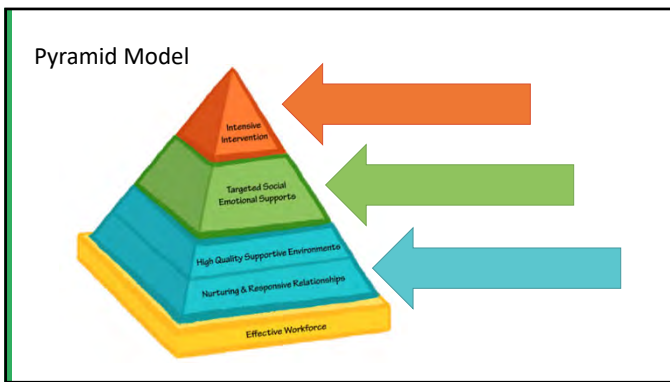
6

Head Start Early Learning Outcomes Framework

ELOF	Central Domains				
	Approaches to Learning	Social and Emotional Development	Language and Literacy	Cognition	Perceptual, Motor, and Physical Development
Infant/Toddler Domains	Approaches to Learning	Social and Emotional Development	Language and Communication	Cognition	Perceptual, Motor, and Physical Development
Preschooler Domains	Approaches to Learning	Social and Emotional Development	Language and Communication Literacy	Mathematics Development Scientific Reasoning	Perceptual, Motor, and Physical Development


National Center on Early Childhood Development, Teaching, and Learning

7



8


Problem Solving and Relationship Skills



- Social competencies and problem-solving skills are key to healthy social emotional development
- Acquiring problem-solving skills early in life builds a strong foundation which supports the child in using these skills independently later

National Center on Early Childhood Development, Teaching, and Learning

9




Why is Problem Solving Important in Child Development?

1. Identify problems
2. Brainstorm possible solutions
3. Test appropriate solutions
4. Analyze results

National Center on Early Childhood Development, Teaching, and Learning

10

Problem-Solving Skills Build Confidence




Confident, capable children grow into confident, capable adults!

National Center on Early Childhood Development, Teaching, and Learning

11

What skills do children need to be successful at problem solving?



- Initiate and respond to others
- Play with others
- Identify emotions
- Regulate emotions
- Identify the problem
- Identify possible solutions

National Center on Early Childhood Development, Teaching, and Learning

12


Essential Components




Healthy Relationships Problem-Solving Steps Problem Solving in the Moment



13




Focus on Equity




14

Focus on Equity


How can a home visitor be sure they are being culturally responsive to a family's values related to relationships and problem solving?



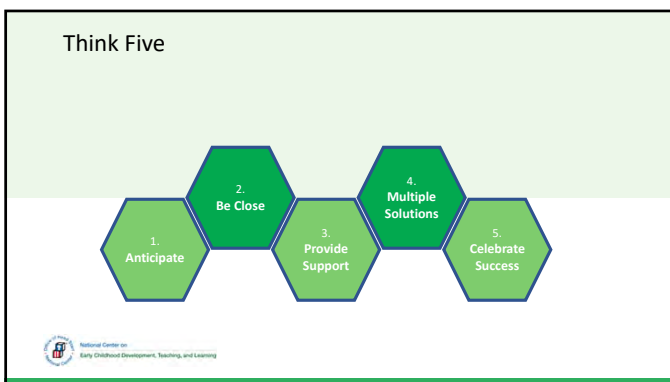
- Make sure the skills you introduce are culturally relevant to the family
- Gather input about social problems children face at home
- Gather information about family values



15



16



17



18

Be Close



19

Provide Support



Sometimes support means...
Helping children stay near

Sometimes support means...
Prompting

Sometimes support means...
Visuals

20

Multiple Solutions



First solutions may not work.
Generate multiple solutions!

21

Resource Highlight




Solution Kit Instructions

- Print and cut the Solution Kit pieces or use your photocopier or printer. You can make the cards ready for learning, playing, the child or yourself or working from the camera page.
- Read the Use the Problem Solvers as either every week your child can make the problem solving steps.
- Remember the Solution Kit makes the solution in a way.
- Place the solution in place where your child will see it often (e.g., hanging on the wall, send a table).
- Ask your child to use the Solution Kit when solving problems at home.
- Offer lots of encouragement when your child uses the Solution Kit.
- Continue practice when your child uses the Solution Kit (e.g., "Look at you, for us using the Solution Kit to solve your problem").



22

Celebrate Success



National Center on Early Childhood Development, Training, and Learning


23



Problem Solving

National Center on Early Childhood Development, Training, and Learning

24



Strategies

National Center on
Early Childhood Development, Learning, and Learning

25



Tips for Parents

- Help children relax
- Time
- Be a coach

National Center on
Early Childhood Development, Learning, and Learning

26



Question:
What is the home visitor's
role in supporting families
with these practices?



National Center on
Early Childhood Development, Learning, and Learning

27

What is the home visitor's role in supporting families with these practices?



- Identifying opportunities where parents need more support
- Modeling
- Planning for when to practice skills

 National Center on
Early Childhood Development, Training, and Learning

28

What are the key take-aways you would like home visitors to know when it comes to problem solving?



- Complex skills that need to be broken down
- Be proactive and teach the skills before problems arise
- Children are never too young to start teaching!

 National Center on
Early Childhood Development, Training, and Learning

29



Thank You!



 National Center on
Early Childhood Development, Training, and Learning

30

Office of Head Start

Register for the
OHS Voices Café:
Black Maternal Health Week
(April 17, 2023)

[https://eclkc.ohs.acf.hhs.gov/](#)

31

HEAD START | ECLKC
Early Childhood Learning & Knowledge Center

<https://eclkc.ohs.acf.hhs.gov/>

National Center on
Early Childhood Development, Training, and Learning


32

PUSHPLAY
DTL On Demand

<https://bit.ly/DTL-PUSHPLAY>

National Center on
Early Childhood Development, Training, and Learning


33




<https://eclkc.ohs.acf.hhs.gov/about-us/article/mypeers-social-network-early-childhood-professionals>

National Center on Early Childhood Development, Teaching, and Learning

34



We Want to Hear From You!

Please take some time to complete the session evaluation.

Evaluation link will pop up at the end of the session

For more information contact:
ecd1@ecetta.info
 (Toll-free 1-844-261-3752)

This training was supported by the Administration for Children and Families (ACF) of the United States (U.S. Department of Health and Human Services (HHS)) as part of a financial assistance award totaling \$10,200,000 with 100% funded by ACF. The contents are those of the author(s) and do not necessarily represent the official views of, nor an endorsement, by ACF/HHS, or the U.S. Government. This resource may be duplicated for noncommercial uses without permission.

National Center on Early Childhood Development, Teaching, and Learning

35
