



Visual Support Guide: Songs

What?

These visuals show popular children's songs that are often sung in early learning, care, or other environments. The visuals can be used to help a child or children make choices during music, circle time, or other activities.

Why?


- A visual songs guide can encourage a child's participation and engagement during music, circle time, or other activities.
 - Using pictures to communicate helps support children who have difficulty understanding or using language. Some children may have a difficult time making a choice or expressing which song they'd like to sing.
 - A "menu" of visuals may help in making choices.
- The song visuals can help children communicate.
 - Help a child or children who have difficulty coming up with song ideas on their own or who are hesitant to speak in a large group.
 - Help children communicate their choice of a song.

How?


- Make a song book or menu.
 - Choose which songs are options for the activity.
 - Put the pictures of the songs on the front of an expanding file folder or binder.
 - Prepare any props or words that go with the song. Create a visual with songs in the languages spoken by children in your program.
- Use song visuals.
 - Show the song book to the children and describe the song choices using language children can understand. Ask who would like to choose a song and call on one child to make a choice for the group.
 - Children can communicate their choice by pointing to a picture in the song book or by using verbal language, a gesture, or another form of communication.

Songs


5 Green and Speckled Frogs



5 Little Cookies



5 Little Ducks



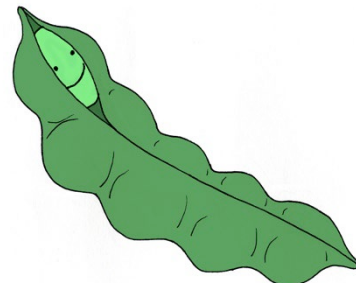
5 Little Monkeys



5 Little Monkeys Jumping on a Bed



5 Peas in a Pod



Songs

Bingo



Do What I'm Doing



Going on a Picnic



Heads, Shoulders, Knees, and Toes



Hokey Pokey




If You're Happy and You Know It

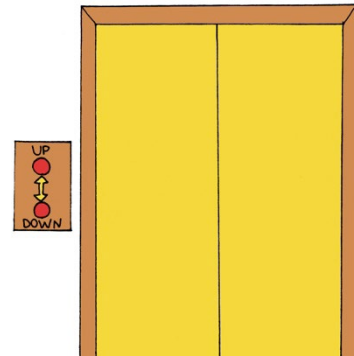


Songs

Itsy Bitsy Spider




Let's Go Riding on an Elevator



Old MacDonald



Open/Shut Them



Row, Row, Row Your Boat




Shake Hands with a Friend



Songs

6 Little Ducks




Sweet Potato Soup




The Wheels on the Bus




There Was an Old Lady Who Swallowed a Fly



Thumbkin



Tootsie Roll





Early Childhood Education Songs

Row, Row, Row Your Boat

(Children sit facing their partner with knees bent. They hold both hands together and row by moving back and forth).

Row, row, row your boat,
Gently down the stream.
Merrily, merrily, merrily, merrily,
Life is but a dream...

Sweet Potato Soup Chant

(Adult prepares a large spoon and large pot with items inside before children arrive).

Sweet potato, sweet potato. (stir in a big pot & kids do stirring motion)
Oops, oops, oops. (continue to stir)
What did [child's name] find in the soup? (Have one child pull something from the pot and name it)
(Adult laughs with kids if this is something that doesn't belong in soup)
(Continue until all children have had a turn)

Shake Hands with a Friend

(Choose one child to be the "goodbye friend." This child will go around the circle and shake hands with each child dismissing him to gather his belongings to go home)

Shake hands with [child's name].
It's time to go.
Shake hands with [different child's name]. It's time to go.
Shake hands with [different child's name]. It's time to go.
We'll see you again tomorrow.

Tootsie Roll Chant

Hands up! Tootsie, tootsie, tootsie roll.
Hands down! Tootsie, tootsie, tootsie roll.
Touch the ground! Tootsie, tootsie, tootsie roll.
Turn around! Tootsie, tootsie, tootsie roll.
To the front, to the back,
To the side, side, side.
Sit down!

Six Little Ducks

Six little ducks (hold up 6 fingers)

That I once knew.

Fat ones, skinny ones,

Fair ones, too.

But the one little duck (hold up one finger)

With the feather on his back, (touch back)

He led the others with a quack, quack, quack. (bend elbows, flap wings)

(Continue flapping wings)

Quack, quack, quack,

Quack, quack, quack.

He led the others

With a quack, quack, quack.

Down to the river

They would go. (sway arms like water)

Wobble, wobble, wobble, wobble,

To and fro. (wobble in seat)

But the one little duck

With the feather on his back, (touch back)

He led the others

With a quack, quack, quack. (arms bent at elbows to flap wings)

(Continue flapping wings)

Quack, quack, quack,

Quack, quack, quack.

He led the others

With a quack, quack, quack.

Back from the river,

They would come.

Wobble, wobble, wobble, wobble,

Ho, hum, hum. (wobble in seat)

But the one little duck (hold up one finger)

With the feather on his back, (touch back)

He led the others with a quack, quack, quack (bend elbows, flap wings)

(Continue flapping wings)

Quack, quack, quack,

Quack, quack, quack.

He led the others

With a quack, quack, quack

The Wheels on The Bus

The wheels on the bus go round and round,
Round and round, round and round.

The wheels on the bus go round and round,
All through the town.

(Roll hands over each other)

The wipers on the bus go "Swish, swish, swish,
Swish, swish, swish, swish, swish, swish."

The wipers on the bus go "Swish, swish, swish,"
All through the town.

(Put arms together in front of you and "swish" like windshield wipers)

The door on the bus goes open and shut.

Open and shut, open and shut.

The door on the bus goes open and shut.

All through the town.

(Cover eyes with hands on "shut" and uncover them on "open")

The horn on the bus goes "Beep, beep, beep,
Beep, beep, beep, beep, beep, beep."

The horn on the bus goes "Beep, beep, beep,"
All through the town.

(Pretend to honk horn)

The gas on the bus goes "Glug, glug, glug,
Glug, glug, glug, glug, glug, glug."

The gas on the bus goes "Glug, glug, glug,"
All through the town.

(Pretend to fill tank using pointer finger as gas nozzle)

The money on the bus goes "Clink, clink, clink,
Clink, clink, clink, clink, clink, clink,"

The money on the bus goes "Clink, clink, clink,"
All through the town.

(Pretend to put money in cash box on bus)

The windows on the bus go up and down, up and down, up and down.

The windows on the bus go up and down,

All through the town.

(Put arms up and down like windows sliding up and down)

The baby on the bus says, "Wah, wah, wah!"

Wah, wah, wah, wah, wah, wah!"

The baby on the bus says, "Wah, wah, wah!"
All through the town.
(Rub fist hands in front of eyes like baby crying)

The people on the bus say, "Shh, shh, shh,
Shh, shh, shh, shh, shh, shh."
The people on the bus say, "Shh, shh, shh,"
All through the town.
(Put pointer finger to mouth to "shhh")

The mommy on the bus says, "I love you,
I love you, I love you"
The daddy on the bus says, "I love you, too"
All through the town.
(Point to self on "I," place right hand over heart on "love," and point to another person on "you")

There Was an Old Lady

There was an old lady who swallowed a fly.
I don't know why she swallowed the fly.
It made her cry.

There was an old lady who swallowed a spider
That wiggled and wiggled and tickled inside her.
She swallowed the spider to catch the fly.
I don't know why she swallowed the fly.
It made her cry.

There was an old lady who swallowed a bird.
How absurd to swallow a bird.
She swallowed the bird to catch the spider
That wiggled and wiggled and tickled inside her.
She swallowed the spider to catch the fly.
I don't know why she swallowed the fly.
It made her cry.

There was an old lady who swallowed a cat.
Imagine that. She swallowed a cat.
She swallowed the cat to catch the bird.
She swallowed the bird to catch the spider
That wiggled and wiggled and tickled inside her.
She swallowed the spider to catch the fly.
I don't know why she swallowed the fly.
It made her cry.

There was an old lady who swallowed a dog.
My what a hog, to swallow a dog.
She swallowed the dog to catch the cat.
She swallowed the cat to catch the bird.
She swallowed the bird to catch the spider
That wiggled and wiggled and tickled inside her.
She swallowed the spider to catch the fly.
I don't know why she swallowed the fly.
It made her cry.

There was an old lady who swallowed a goat.
Just opened her throat and swallowed a goat.
She swallowed the goat to catch the dog.
She swallowed the dog to catch the cat.
She swallowed the cat to catch the bird.
She swallowed the bird to catch the spider.
That wiggled and wiggled and tickled inside her.
She swallowed the spider to catch the fly.
I don't know why she swallowed the fly.
It made her cry.

There was an old lady who swallowed a cow.
I don't know how she swallowed a cow.
She swallowed the cow to catch the goat.
She swallowed the goat to catch the dog.
She swallowed the dog to catch the cat.
She swallowed the cat to catch the bird.
She swallowed the bird to catch the spider,
That wiggled and wiggled and tickled inside her.
She swallowed the spider to catch the fly.
I don't know why she swallowed the fly
It made her cry.

There was an old lady who swallowed a horse...
That's the end of course!

Thumbkin

(Start with hands behind back)

Where is thumbkin?

Where is thumbkin?

Here I am.

Here I am.

(Bring left hand to front, with thumb up)

How are you this morning?

Very well, I thank you.

(Wiggle thumbs as if they're "talking" to each other)

Run away.

(Hide right hand behind back)

Run away.

(Hide left hand behind back)

Where is pointer?

Where is pointer?

Here I am.

(Bring right hand to front, with index finger up)

Here I am.

(Bring left hand to front, with index finger up)

How are you this morning?

Very well, I thank you.

(Wiggle fingers as if they're "talking" to each other)

Run away.

(Hide right hand behind back)

Run away.

(Hide left hand behind back)

Where is tall man?

Where is tall man?

Here I am.

(Bring right hand to front, with third finger up)

Here I am.

(Bring left hand to front, with third finger up)

How are you this morning?

Very well, I thank you.

(Wiggle fingers as if they're "talking" to each other)

Run away.

(Hide right hand behind back)

Run away.

(Hide left hand behind back)

Where is ring man?

Where is ring man?

Here I am.

(Bring right hand to front, with fourth finger up)

Here I am.

(Bring left hand to front, with fourth finger up)

How are you this morning?

Very well, I thank you.

(Wiggle fingers as if they're "talking" to each other)

Run away.

(Hide right hand behind back)

Run away.

(Hide left hand behind back)

Where is pinkie?

Where is pinkie?

Here I am.

(Bring right hand to front, with pinkie finger up)

Here I am.

(Bring left hand to front, with pinkie finger up)

How are you this morning?

Very well, I thank you.

(Wiggle fingers as if they're "talking" to each other)

Run away.

(Hide right hand behind back)

Run away.

(Hide left hand behind back)

Where is the family?

Where is the family?

Here we are.

(Bring right hand to front, with all fingers showing)

Here we are.

(Bring left hand to front, with all fingers showing)

How are you this morning?

Very well, we thank you.

(Wiggle fingers as if they're "talking" to each other)

Run away.

(Hide right hand behind back)

Run away.

(Hide left hand behind back)