



Visual Support Guide: Paper Dolls

What?

The paper dolls visual support includes figures of children and separate drawings of faces showing a variety of emotions. Templates for the child figures and faces come in two sizes and two versions: blank and filled with color. Use these templates to create dolls with faces that can be changed to teach children about feelings and emotions.


Why?

- Use the paper dolls to help children recognize and describe emotions in themselves and in others during a variety of activities and situations.
- You can use the paper dolls visual supports in different ways.
 - Support children to build emotional vocabulary by recognizing and labeling feelings.
 - Help children identify feelings and emotions in themselves and in others while solving a social problem.
 - Make characters and their feelings more concrete during storytelling or book reading.

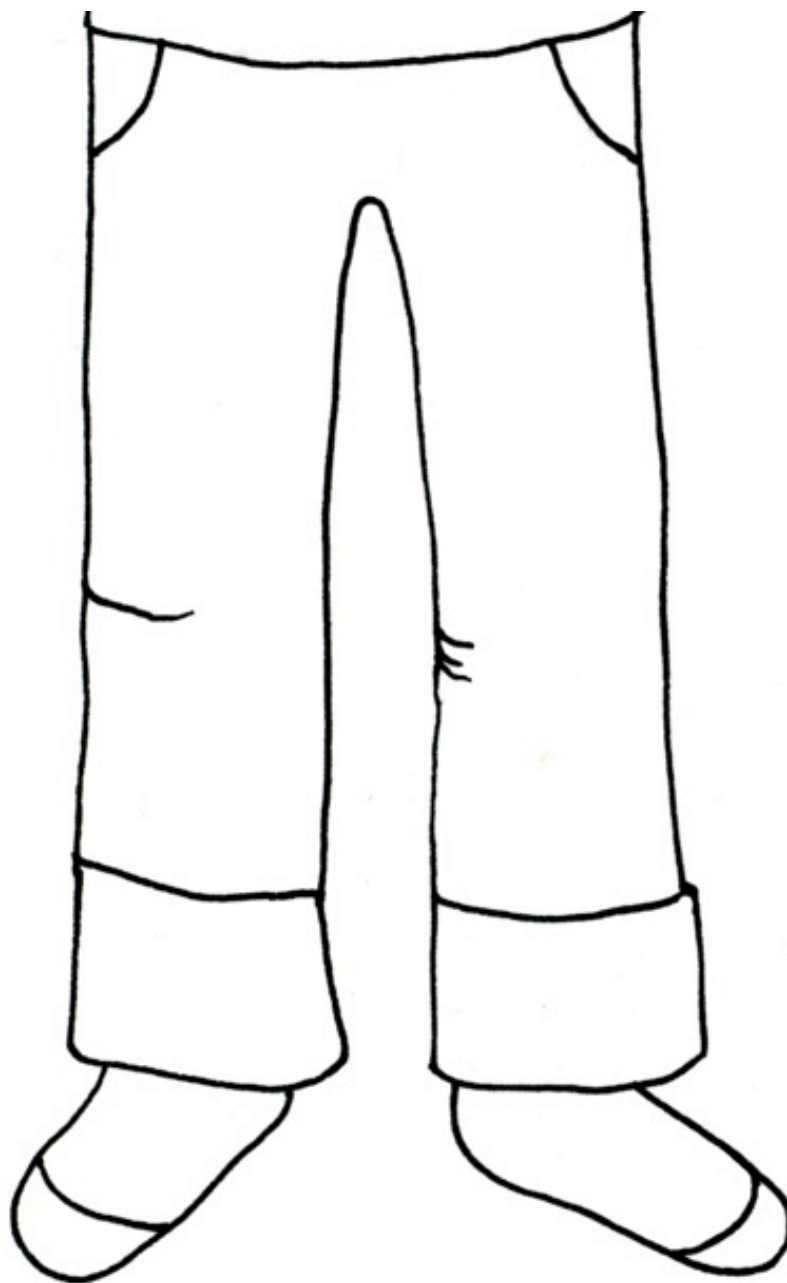
How?

- Make paper dolls visuals.
 - Print dolls and faces on heavy stock paper and laminate. The blank templated figures can be decorated by children to represent themselves.
 - Attach Velcro to the back of the dolls' faces so they can be easily attached and changed.
- Use paper dolls visuals.
 - Teach children to recognize the face expressions before using the dolls during an activity.
 - Clearly describe the face expressions and what emotions they convey.
 - Place a face on a doll and ask children to tell how they think the doll is feeling.
 - You can say, "What is this doll feeling?" and then ask, "Why do you think that?" or "How do you know?"
 - Draw children's attention to specific features of the face such as the mouth and eyes that are key to reading an emotion.
 - Once children are familiar with the facial expressions, plan for how you can incorporate the dolls into various activities, such as art, storybook reading, or dramatic play.
 - Keep a set of dolls and faces in a place you can easily access when needed to help children solve a social problem. You can use the dolls to help children select the face that shows how they are feeling during the conflict.



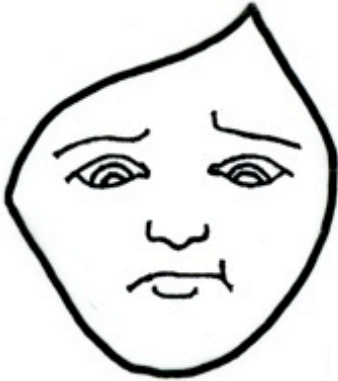

Paper Dolls



Paper Dolls



Paper Dolls



Paper Dolls

