



INTERPRETING DATA

Activity overview:

In this activity, you will practice using data to evaluate a child’s learning, and decide the next steps for instruction.

Directions:

See the example, *Jared*, below. The graph on the right shows the percentage of correct responses Jared has made. His teacher uses the information to decide if he is making progress, and to help her plan his next steps.

On the next page, use the data in the “% of correct responses” column to fill in the graphs for *Josiah* and *Annick*. Use the information from the completed graphs to decide if each child is making progress as expected. For each child, decide if they are making progress and write down the next steps toward their goal.

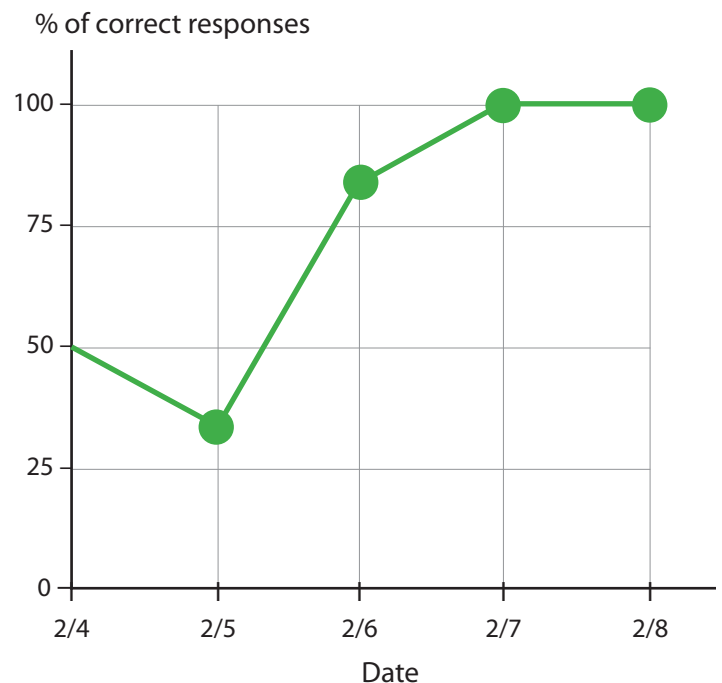
Use the *Tools for Teachers: Decision-Making Chart* handout as a guide to help you make decisions about the next possible steps to support the children’s learning.

Jared

Individual learning goal: Briefly share a toy he is using during playtime when an adult asks him for a turn. (80% of the time or more)

Domain: Social & Emotional Development: Social Relationships

| Date | Briefly give a toy he is using during playtime to an adult who asks him for a turn. | % of correct responses |
|---|---|------------------------|
| 2/4 | - - + + | 2/4 (50%) |
| 2/5 | - + - | 1/3 (33%) |
| 2/6 | + + - + + | 4/5 (80%) |
| 2/7 | + + + + + | 6/6 (100%) |
| 2/8 | + + + | 3/3 (100%) |
| Is Jared making progress? (80% or more correct) <i>Yes. He met his goal over three consecutive days.</i> | | |
| Next steps: <i>Give a toy to a peer when prompted by an adult.</i> | | |

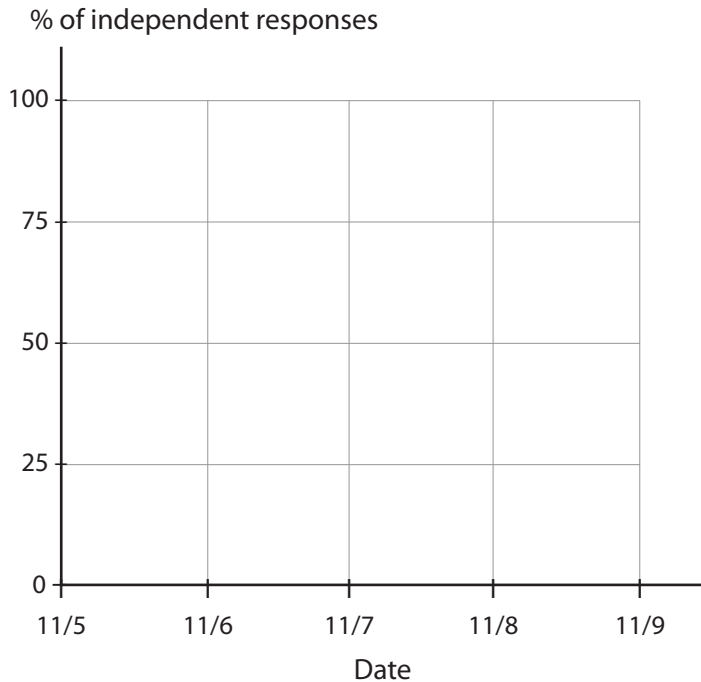


Josiah

Individual learning goal: Release objects into containers. (80% of the time or more)

Domain: Physical Development & Health: Fine Motor Skills

| Date | Release objects into containers | | % of independent responses |
|--|---------------------------------|-----------|----------------------------|
| | Independently | With help | |
| 11/5 | | ✓✓✓ | 0/3 (0%) |
| 11/6 | ✓ | ✓✓✓ | 1/4 (25%) |
| 11/7 | ✓✓ | ✓✓✓ | 2/5 (40%) |
| 11/8 | ✓✓ | ✓✓✓ | 2/5 (40%) |
| 11/9 | ✓✓✓✓ | ✓ | 4/5 (80%) |
| Is Josiah making progress? (80% or more correct) | | | |
| Next steps: | | | |

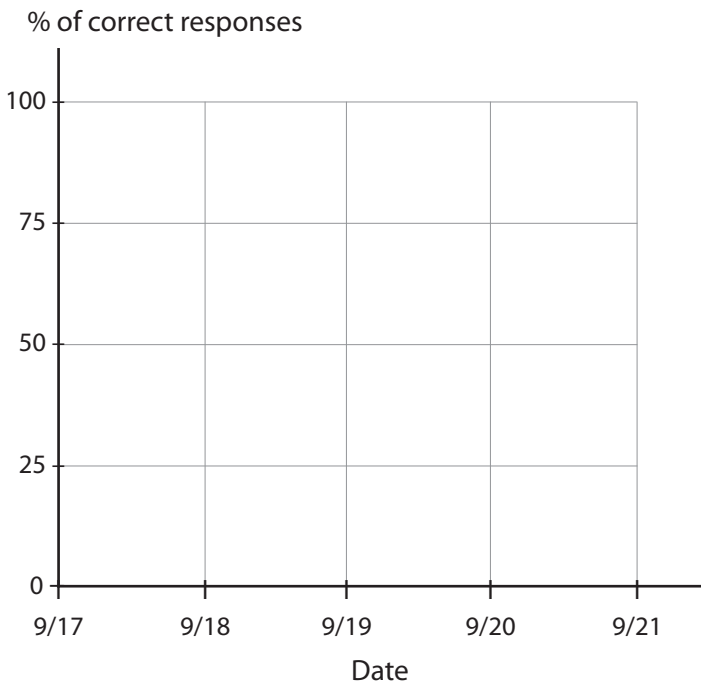


Annick

Individual learning goal: Locate familiar location for objects, people, and activities. (80% of the time or more)

Domain: Social Studies Knowledge & Skills: People & the Environment

| Date | Locate familiar location for objects, people, and activities | % of correct responses |
|--|--|------------------------|
| 9/17 | - + - + | 2/4 (50%) |
| 9/18 | - - + | 1/3 (33%) |
| 9/19 | + - + - | 2/4 (50%) |
| 9/20 | ++ -- + | 3/5 (60%) |
| 9/21 | ++ - + -- | 3/6 (50%) |
| Is Annick making progress? (80% or more correct) | | |
| Next steps: | | |



For more information, contact us at: NCQTL@UW.EDU or 877-731-0764

This document was prepared under Grant #90HC0002 for the U.S. Department of Health and Human Services, Administration for Children and Families, Office of Head Start, by the National Center on Quality Teaching and Learning.

SPRING 2014