











WHERE DOES IT FIT?

Directions: View pictures of classroom materials. Use the Head Start Child Development and Early Learning Framework to determine which domains can be addressed with the classroom materials shown in the picture.

Picture	Domains
<p><i>Schedule board</i></p> 	
<p><i>Tricycles</i></p> 	
<p><i>Magnifying glass</i></p> 	
<p><i>Chalkboard</i></p> 	

Picture	Domains
<p data-bbox="159 184 367 260">Hand washing station</p> 	
<p data-bbox="151 573 375 648">Castle building components</p> 	
<p data-bbox="134 968 391 1005">Magnetic letters</p> 	
<p data-bbox="164 1318 362 1356">Sensory bins</p> 	



HSCDELf HANDOUT

Directions: Below is the *Head Start Child Development and Early Learning Framework*. Use the domains listed on this Framework to help determine in which area the materials fit best.

