










VISUAL REMINDERS OF CLASSROOM EXPECTATIONS

Ears are Listening	Listening Friend	Raise a Quiet Hand
		
Snapping Fingers	Touch Gently	Quiet Mouth
		
Walking Feet		
		



DIRECTIONS FOR VOICE VOLUME CHART

Do any of these statements sound familiar?

“Inside Voice, Samantha!” or

“Dominic, that’s an outside voice, we need to use our inside voices in the classroom.”

It’s often a challenge to teach children about the appropriate voice volumes in a way that they can really grasp. Often it’s loud or louder when it comes to the preferred voice volume of preschool children.

Some teachers use pictures of animals to help children label what different voice volumes sound like.

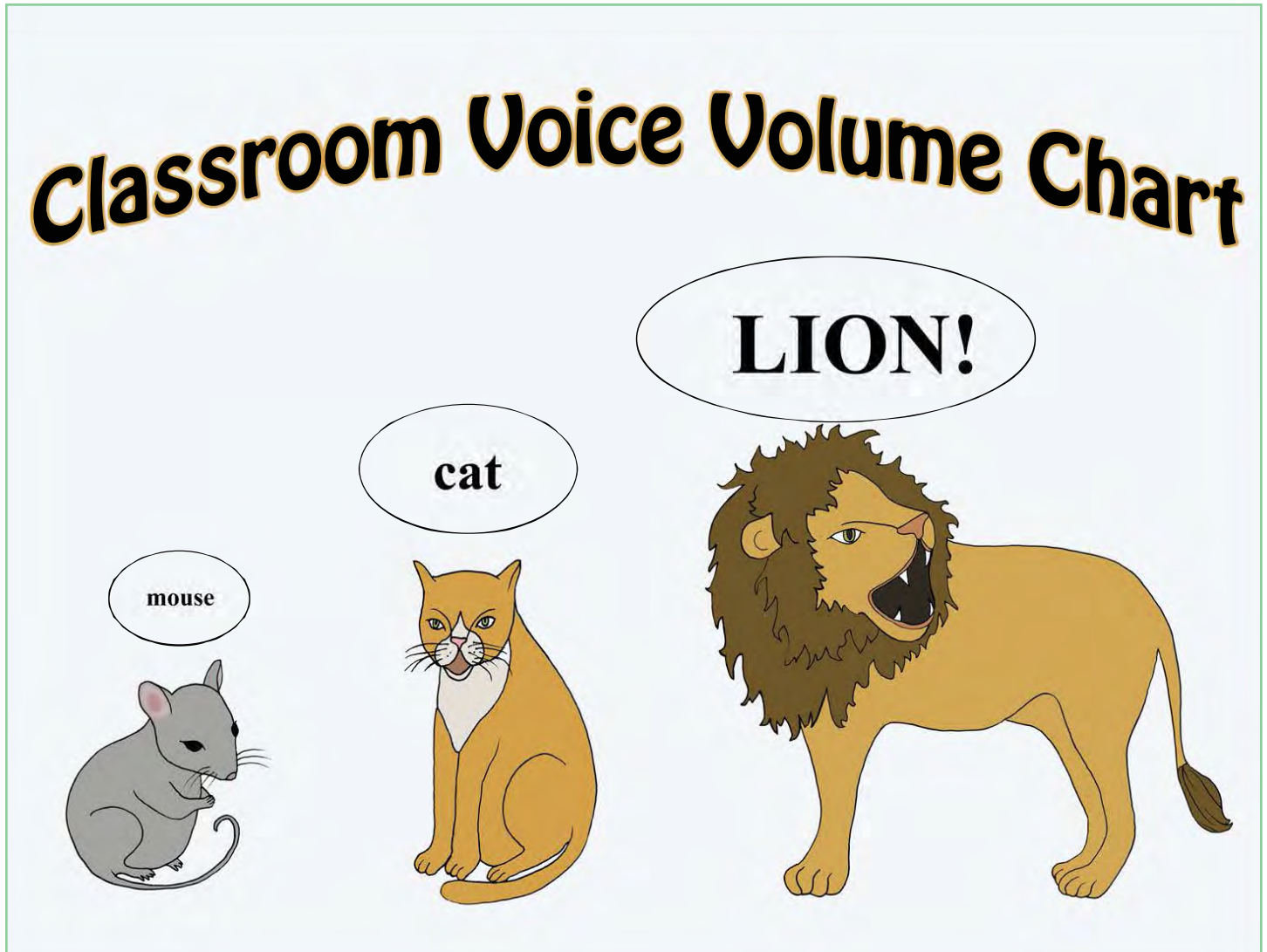
Here are some ideas for how to use our voice volume chart in the classroom to teach children the differences between quiet, medium, and loud voice volumes:

- Show students the voice volume chart during a meeting time and ask them if anyone might know what a mouse voice, a cat voice, and a lion voice would sound like (you’ll probably get a lot of squeaks, meows, and roars— that’s OK!).
- Talk about the words “quiet,” “just right” and “loud,” and how those different voice volumes can relate to what a mouse, a cat, and a lion sound like.
- Ask the children when they think a good time to use their “quiet” or MOUSE voice would be. Ask them about when they think a good time to use their “just right” or CAT voice would be. Ask the children about times when they think using their “loud” or LION voice would be appropriate.
 - Reinforce children who talk about using their “quiet” or MOUSE voice “in a library” or “when a baby is sleeping.” Do the same for children who talk about using their “just right” or CAT voice “inside the classroom,” and those who talk about using their “loud” or LION voice “outside” or in an “emergency.”
- Use the chart throughout the day to emphasize when children are to use their mouse voices (in the library), cat voices (playing in the classroom, talking to a friend) or lion voices (during recess outside).





VOICE VOLUME CHART 1





SOFT OR LOUD VOICE VOLUME CHART

